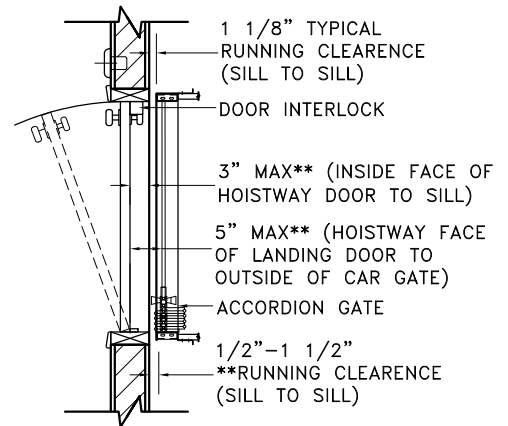
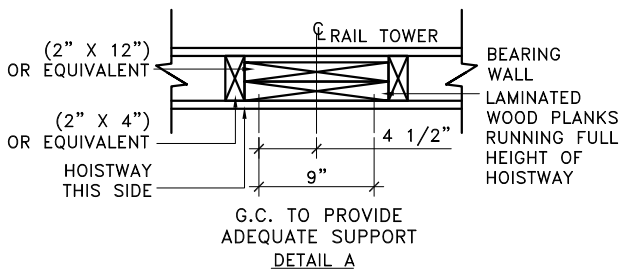
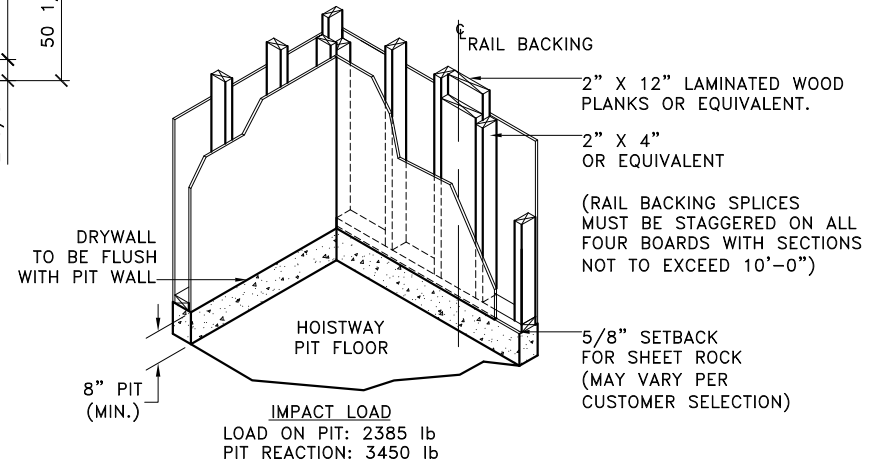


PLAN VIEW



TYPICAL DOOR LOCATION DETAIL  
\*\*HORIZONTAL RUNNING CLEARANCES AS REQUIRED BY ASME A17.1, SECTION 5.3



NOTE: A PLUMB HOISTWAY WITH A TOLERANCE NO MORE THAN 1/4" IN 20'-0" IS REQUIRED. THE HOISTWAY RAIL MOUNTING WALL AND THE LANDING MUST BE PERPENDICULAR TO MAINTAIN CODE REQUIRED RUNNING CLEARANCES. THE PIT FLOOR MUST BE SMOOTH, LEVEL AND AT THE PROPER DEPTH.

DRAWING TITLE: <b>HOISTWAY PLAN VIEW 36 X 60 OPPOSITE OPENING</b>	
DEALER NAME: .	
JOB NAME: .	
JOB NO: <b>-101</b>	ELEVATOR TYPE:
DRAWING NO: <b>HWY3660-101 PLL</b>	REVISION: <b>00</b>
DATE: <b>02/11/08</b>	SCALE: <b>NTS</b>
	SHEET: <b>1</b> OF: <b>1</b>

**TYPICAL DRAWING**

PROPRIETARY AND CONFIDENTIAL

THE INFORMATION CONTAINED IN THIS DRAWING IS THE SOLE PROPERTY OF ADVANTAGE HOME ELEVATOR. ANY REPRODUCTION IN PART OR AS A WHOLE WITHOUT THE WRITTEN CONSENT OF ADVANTAGE HOME ELEVATOR IS PROHIBITED.

RELEASE SIGNATURE	DATE
DRAWN BY: <b>E.SANCHEZ</b>	
CHECKED BY: <b>D.R.B</b>	
ENG. APP: <b>D.R.B</b>	
DESIGN APP: <b>A.S</b>	

REV	ECN	DESCRIPTION	DRAWN BY	DATE	CHECKED BY

REVISIONS

FOR DEALER USE ONLY:

OWNER / CONTRACTOR: \_\_\_\_\_ DATE: \_\_\_\_\_

ALL DIMENSIONS HAVE BEEN DERIVED FROM THE ADVANTAGE ORDER FORM. ACTUAL SITE CONDITIONS MAY VARY AND ARE THE DEALER'S RESPONSIBILITY TO CONFIRM PRIOR TO ORDER PLACEMENT AND MANUFACTURING. TOLERANCES ARE SET TO INDUSTRY AND NATIONAL CODE STANDARDS UNLESS OTHERWISE NOTED, AND ARE SUBJECT TO CHANGE WITHOUT NOTICE. PLEASE CHECK THE APPROPRIATE ACTION BOX AND RETURN TO THE ADVANTAGE CUSTOMER SERVICE DEPARTMENT.

APPROVED WITH NO EXCEPTIONS

APPROVED AS NOTED

CHANGES AND REAPPROVAL ARE REQUIRED

SIGNATURE \_\_\_\_\_ DATE \_\_\_\_\_

**ADVANTAGE HOME ELEVATOR**

**ELEVATOR EQUIPMENT CORP.**

4035 GOODWIN AVE. LOS ANGELES, CA 90039  
2230 N. WEST 12th ST. RICHMOND, IN 47374

**PHONE: (888) 877-4762**

FAX: (323) 762-1780